

# The Clicker5 Guide



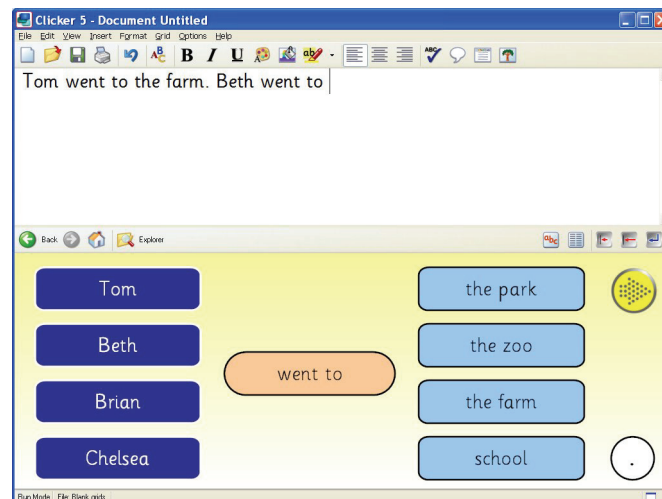
# The Clicker5 Guide

---

1. What is Clicker?	3
2. Hear before you write!	3
3. Change the words in the grid	4
4. Write with pictures	4
5. Animate your writing	5
6. FREE learning resources!	5
7. Create your own set of grids	6
8. Enter Edit Mode...	6
9. Link your grids	7
10. Structure your writing	7
11. Full-screen grids	8
12. Sound and video	8
13. Pop-up grids	9
14. Explore your Grid Sets	9
15. Edit all your grids in one go!	10
16. Access for all	10
17. A world of Clicker resources	11
18. More Clicker resources	11
19. What do <i>you</i> want to write?	12
20. Find out more	12

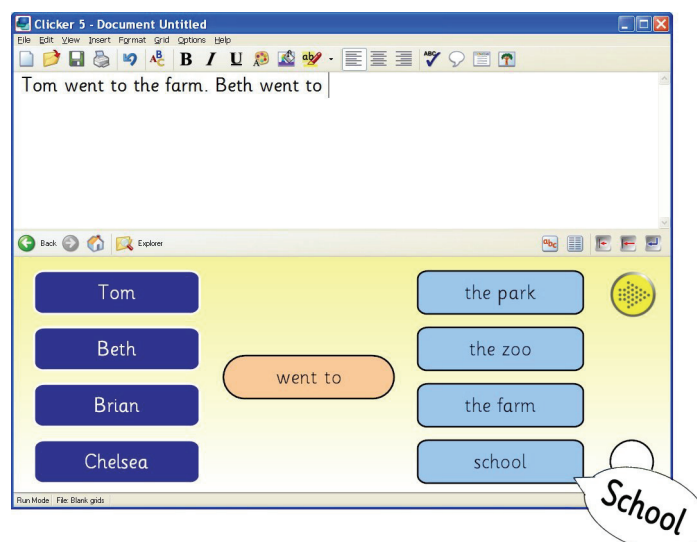
## 1. What is Clicker?

Clicker is a writing support and multimedia tool for children of all abilities. At the top of the screen is a word processor called 'Clicker Writer'. At the bottom of the screen is the 'Clicker Grid'. This has 'cells' containing letters, words or phrases that you can click on, to send them into Clicker Writer – so children can write sentences without actually writing or using the keyboard!



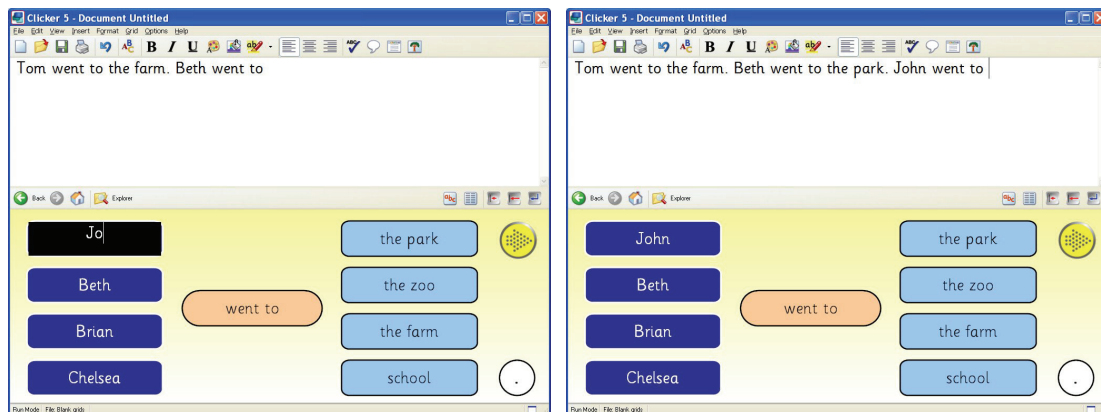
## 2. Hear before you write!

Clicker 5 comes with realistic British speech, so you can hear the words before you write. Simply click on any word with the right-hand mouse button (or Control-click on it if you're using a Mac). Clicker Writer can also speak letters, words or sentences to you as you write. It even highlights the text as it's spoken!



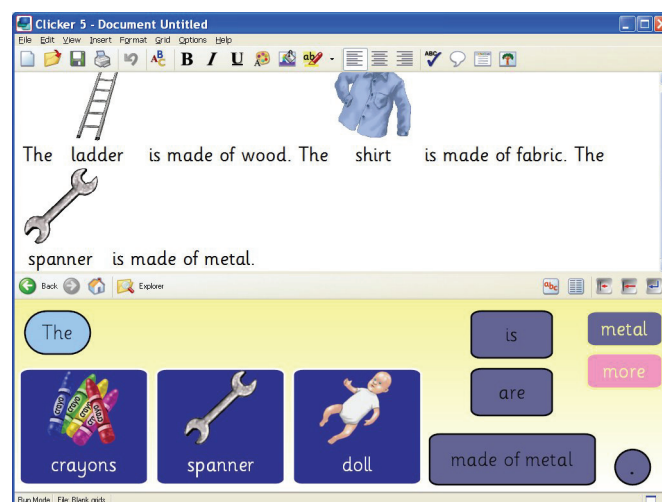
### 3. Change the words in the grid

Changing words in the grid is simple – just hold down the Shift key and click on a cell, then type whatever you want, and press Enter. The grid is instantly ready to use! Clicker Grids are so easy to make, you can create them in the classroom, with children suggesting the words!



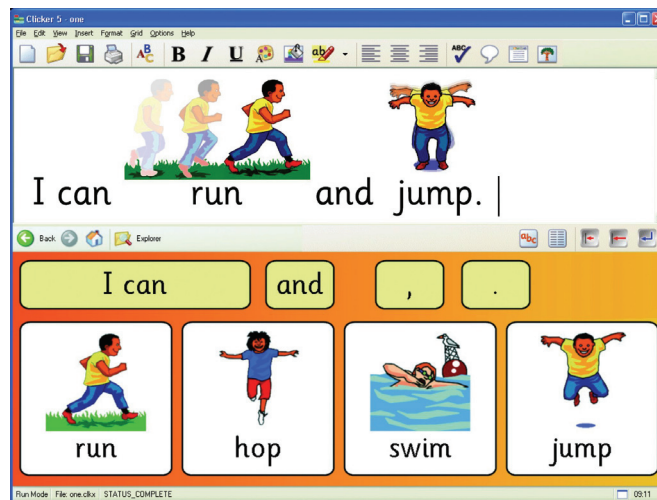
### 4. Write with pictures

Clicker 5 also comes with highly detailed pictures to illustrate common words, and you can use your own pictures too. You can have pictures in the Clicker Grid and click on them to send them into Clicker Writer, so you can write with pictures as well as words! Pictures can appear instantly in cells when you type into them. Pictures can also appear instantly as you type into Clicker Writer.



## 5. Animate your writing

You can also use animation to make your writing come to life! Our Animations CD (sold separately) contains many animations to illustrate words and phrases, and also includes ready-made Clicker Grids using these animations. There are also many other resources available for Clicker...



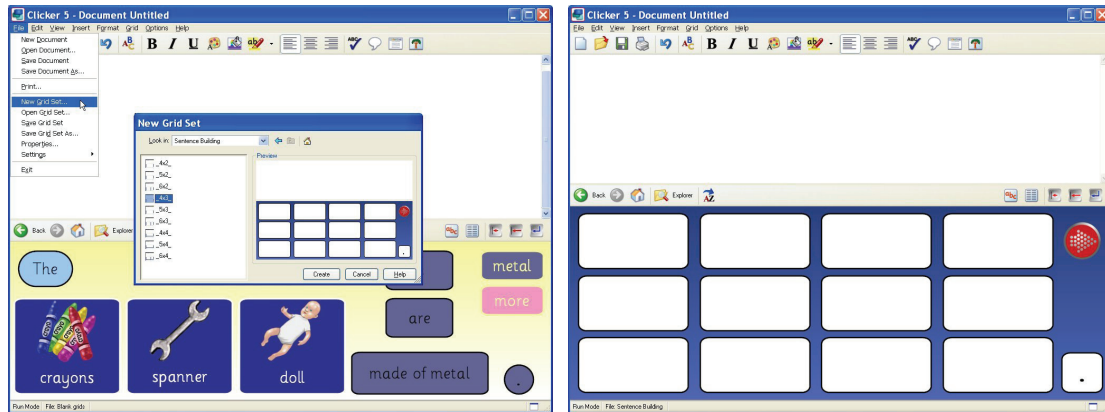
## 6. FREE learning resources!

When you have Clicker, you can use the hundreds of free Clicker Grids on our web site at LearningGrids.com. These resources are created by qualified teachers and can be searched for and downloaded straight into Clicker 5, so you can use them straight away! You can also edit any of the resources yourself to suit your needs.



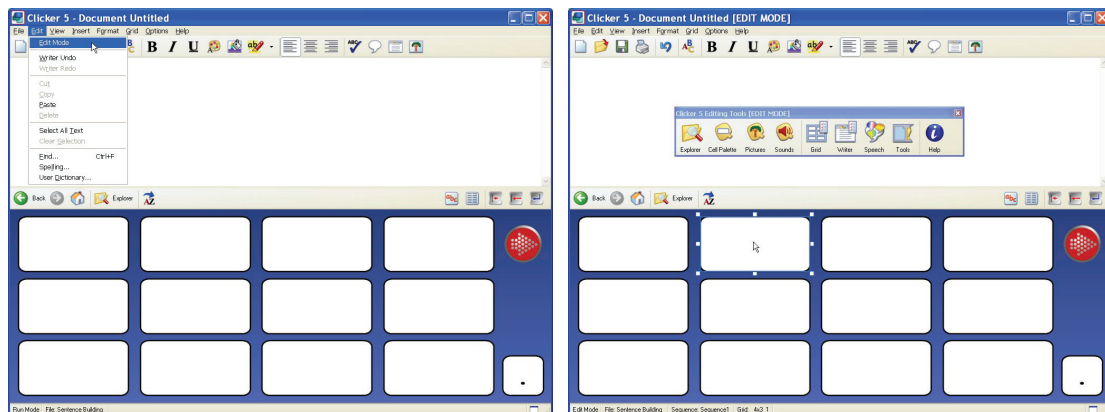
## 7. Create your own set of grids

To create a new set of grids, simply open the File menu and select New Grid Set. Then select one of Clicker's many ready-made blank templates, and add your text. You can add and delete cells, position them where you want, resize them, change the colours... it's so versatile; you can make grids just the way you want!



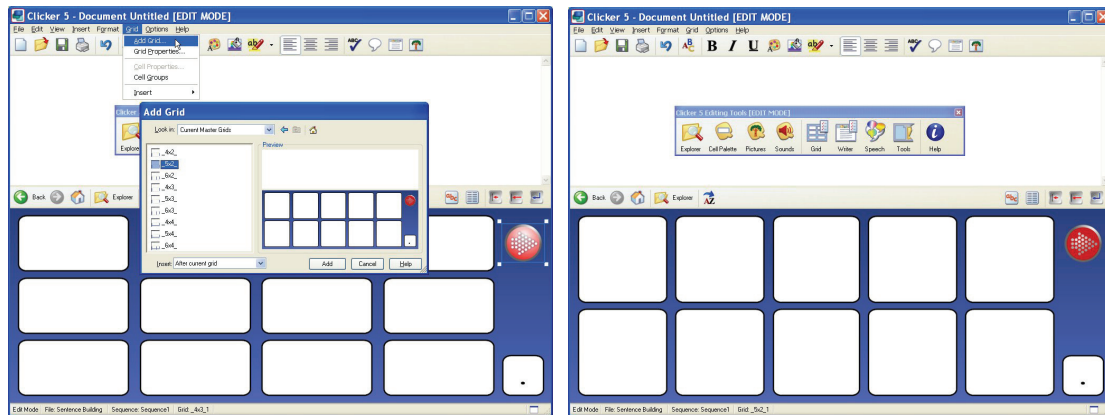
## 8. Enter Edit Mode...

Clicker 5 has a special Edit Mode to make it really easy to create grids. Simply open the Edit menu and select Edit Mode, and then you can drag cells around, right-click to bring up menus, and use the Editing Toolbox, which contains all the tools you need to tailor your cells.



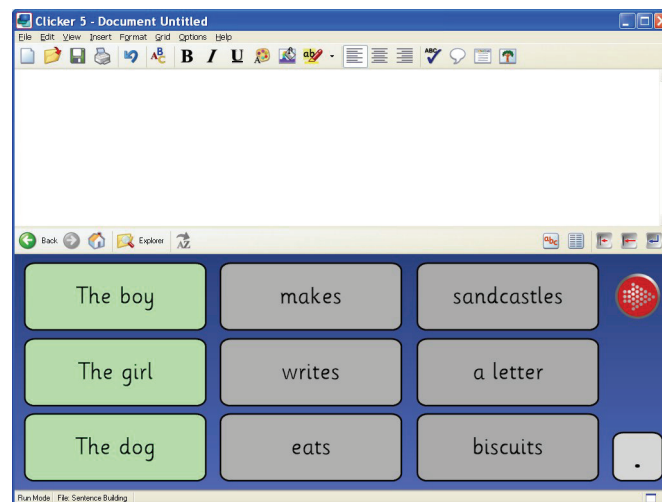
## 9. Link your grids

Linking grids in Clicker 5 is easy – to add a grid to a Grid Set, simply open the Grid menu and select Add Grid, and then choose your template. All the grids you create are automatically linked together, in a sequence – you can move between grids using the Back and Forward arrows. You can also set up cells to open other grids – so activities can be as interactive as your imagination!



## 10. Structure your writing

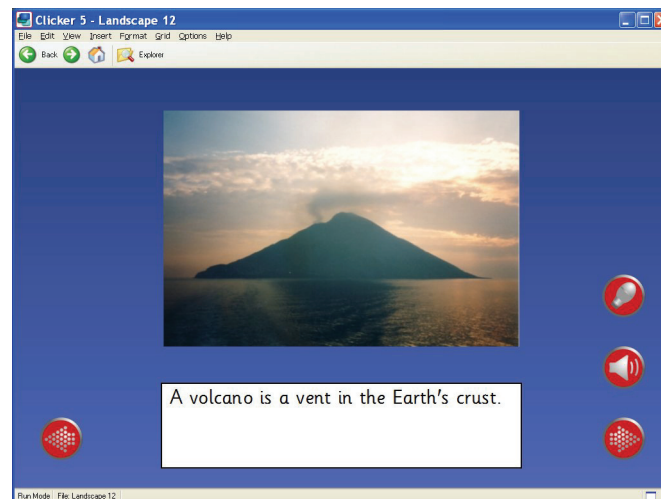
Clicker's automatically linked grids allow you to structure a piece of writing easily, with each grid containing words for different sentences. You can also structure words within a grid – Clicker 5 lets you force the order in which cells are used, by disabling groups of cells until a cell from another group has been used.





## 11. Full-screen grids

You don't have to use Clicker Writer – you can also have full-screen grids. This means Clicker is also a great multimedia tool. You can use full-screen grids to create on-screen talking books! Clicker's also great for creating presentations about school trips – especially if you take a digital camera with you!



## 12. Sound and video

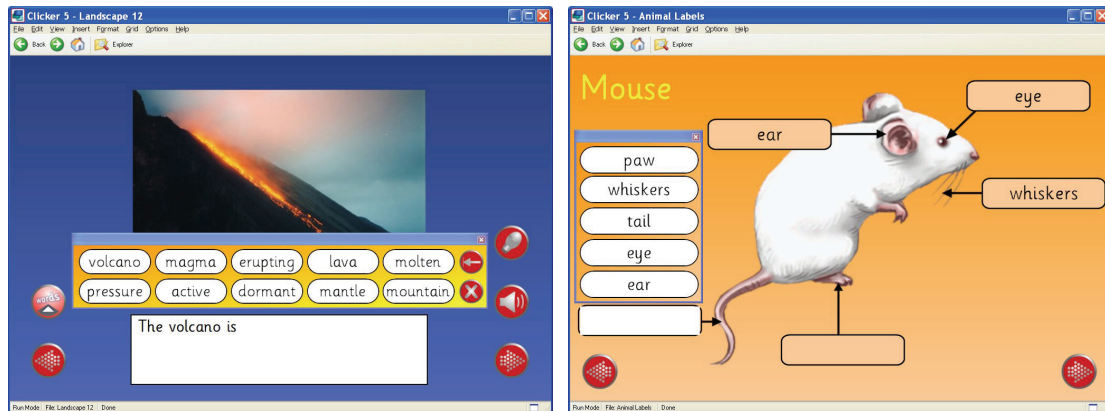
Clicker Grids can also contain recorded sounds – you can even record your own voice, so you or your students can create a talking book with your own narrative! You can also add video to Clicker Grids, which can bring your book or presentation to life! Clicker 5 supports the latest technologies, including MP3 sounds and MPEG videos.





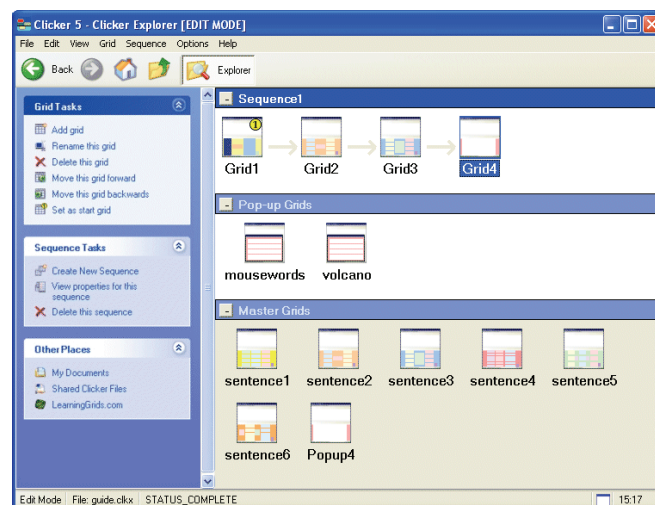
### 13. Pop-up grids

With Clicker 5, you can link cells to pop-up grids, so you can use pop-up word lists or on-screen keyboards to help you create talking books! Pop-up grids open up a whole new world of Clicker activities – why not use Clicker for labelling activities?



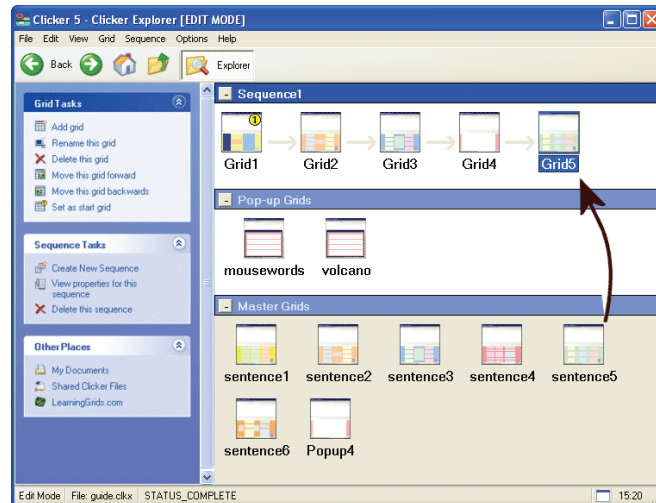
### 14. Explore your Grid Sets

Clicker 5 makes it easy to find your Grid Sets – simply click on the Explorer button to view the contents of your Clicker folders. If you're in Edit Mode, you can also rearrange the grids in your Grid Sets – simply drag a grid into a different position in a sequence! You can also double-click on any grid to edit it.



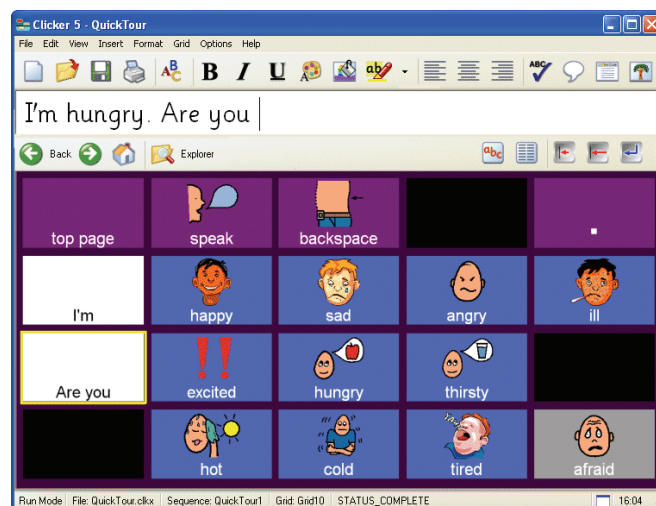
## 15. Edit all your grids in one go!

Grid Sets contain Master Grids, from which you can create any number of grids – simply drag a Master Grid into a sequence to create a copy of it. If you edit a Master Grid, all the grids made from it are updated automatically. So you can instantly change the colours of, or even add cells to, a whole set of grids in one go!



## 16. Access for all

All Clicker Grids can be operated with simple switches, so people who cannot use a mouse or keyboard can also use Clicker. It helps people of ALL abilities to write – and because Clicker 5's pop-up grids are switch accessible, anyone can create a talking book! And with its built-in speech, you can even use Clicker as a communication aid – why not use graphics from other sources, such as these Mayer-Johnson PCS symbols?



## 17. A world of Clicker resources

We make many resources for Clicker, often in association with other major educational publishers. Our Oxford Reading Tree for Clicker series follows the adventures of Biff, Chip, Kipper and Floppy from the best-selling reading scheme; ClickerVision provides video-based learning and is the result of a collaboration between Crick Software and Espresso Education; Trackers for Clicker is based on Oxford University Press' structured reading series for struggling readers.



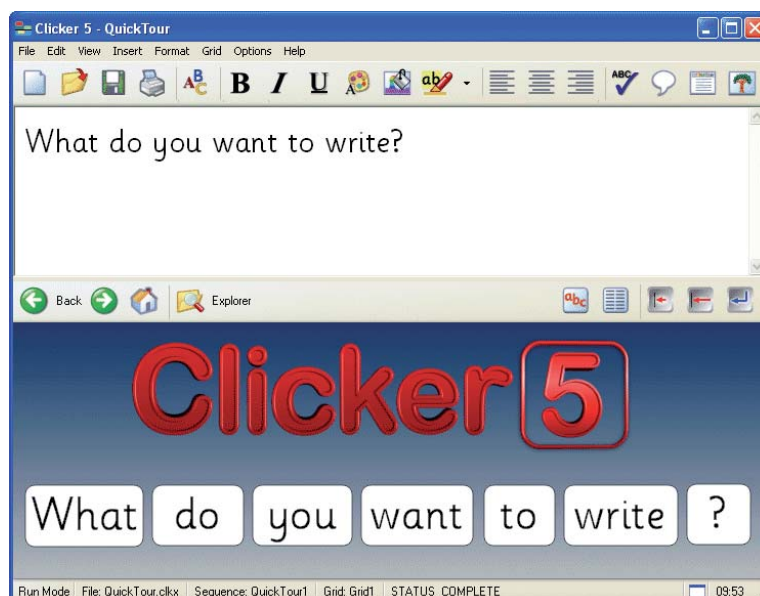
## 18. More Clicker resources

We also make many other resources for Clicker. For example, our Find Out and Write About series provides factual information and activities on a range of subject areas, from Dinosaurs to The Solar System; Planet Wobble is a fictional series of paper-based books and on-screen Clicker activities; Clicker Books are individual books complete with a CD containing an on-screen book and activities.



## 19. What do *you* want to write?

Whether you use ready-made resources or create your own, Clicker helps learners unlock their potential. It's so flexible and has so many uses; the only limit is your imagination!



## 20. Find out more

### Clicker 5 Pricing:

Clicker 5 (inc. Single User Licence)	£125
Clicker 5 Additional User Licence	£30
Clicker 5 30-User Bundle	£699

### Clicker 5 Training Booklets:

Clicker 5 Introduction	£10
Clicker 5 Advanced	£10
Clicker 5 Access	£10

5-pack available for £40 or 10-pack for £70

### Clicker 5 Training Courses:

Working in partnership with a number of the government's City Learning Centres, Crick Software offers courses at different locations across the UK. See the Crick Software website for dates and locations this year. The price for each training course is £120 per delegate.

Contact [eleri.hanley@cricksoft.com](mailto:eleri.hanley@cricksoft.com)

**For more information or to order Clicker 5, contact Crick Software:**

Crick Software Ltd, Crick House,  
Boarden Close, Moulton Park,  
Northampton NN3 6LF  
United Kingdom

Telephone: +44 (0)1604-671691

Fax: +44 (0)1604-671692

Web: [www.cricksoft.com](http://www.cricksoft.com)

Email: [sales@cricksoft.com](mailto:sales@cricksoft.com)

# The Clicker 5 Guide

© Crick Software Ltd 2009

